




[WWW.PAJOT.COM](http://WWW.PAJOT.COM)



VIBRODRIVING,  
PILING, PRESS-IN, EXTRACTING...

**WE HAVE THE SOLUTION**

**HIRE - PURCHASE - SALE NEW AND USED EQUIPMENT**

PILING AND DRIVING EQUIPMENT

VIBRATORY PILE DRIVER - DROP PILE HAMMER - ACCESSORIES

MAINTENANCE - TECHNICAL ASSISTANCE

GEOTECHNICAL SERVICE

## A WIDE RANGE

**FOR SALE AND HIRE since 1910**

Our company is specialized in the provision of piling equipment since 1910 for : sheet piles, open or closed tubes, H beam, wooden piles, concrete piles...

Our equipments are designed for several works like, for instance, civil engineering, works in rivers and ports and off shore projects as well as for the construction of bridges, supporting walls, bank supports, formwork and protection walls...

### OUR RANGE NEW OR USED EQUIPMENT




<b>PVE</b> HYDRAULIC VIBRATORS .....	03
<b>DAWSON</b> EXCAVATOR MOUNTED VIBRATORS .....	07
<b>DAWSON</b> HYDRAULIC PILE HAMMERS .....	09
<b>PAJOT</b> AIR PILE HAMMERS .....	11
<b>PAJOT</b> AIR PILE AND POST DRIVER .....	13
<b>PAJOT</b> 115, 160, 300 HAMMERS .....	14
<b>PAJOT</b> 600 HAMMER .....	15
<b>NEW PAJOT</b> 1000 C HAMMER .....	17
<b>PAJOT</b> 1400 HAMMER .....	19
<b>PAJOT</b> 2800 HAMMER .....	21
<b>PAJOT</b> 3600 HAMMER .....	23
<b>DAWSON</b> REMOTE RELEASE SHACKLES EGRS .....	25
<b>DAWSON/DHATEC/YALE</b> LIFTING SHOE/CLAMPS .....	26
<b>DAWSON/PAJOT</b> SHEET PILE THREADER .....	27
<b>DHATEC</b> TUBE CLAMPS/SUPPORT .....	27
<b>PAJOT</b> AIR GUARDRAIL POST PILE DRIVER .....	28
<b>PAJOT</b> EXTRACTOR .....	29

*We offer to our customers advice regarding the choice of equipment, on-site technical assistance and have team of mobile technicians to ensure equipment starting procedure and personnel training.*

Videos available on  
[WWW.PAJOT.COM](http://WWW.PAJOT.COM)





## PVE HYDRAULIC VIBRATORS

*Hydraulic vibrators have wide applications in driving and extracting sheet piles, profiles and steel pipes and are also ideally suited to offshore and underwater work, where they can operate to considerable depths. When modified, non-piling applications that the machines can be used for include soil compaction and construction of vertical drains.*

*PVE (Piling and Vibro Equipment) have concentrated on improving performance and reducing still further unwanted external vibrations from this quiet and intrinsically environment-friendly technology.*




### THE TWO DIFFERENT VIBRATOR TYPES

#### Standard frequency :

The range of standard units spans nine models, delivering between 450kN and 4400kN of centrifugal force.

#### High frequency :


High frequency units transmit less vibration to the direct vicinity and are recommended for use in built-up areas. The four models available deliver between 380kN and 1120kN of centrifugal force.



The choice of a vibrator being based on several parameters (length and type of profile, type of terrain etc. ...)  
**we are at your disposal to advise you.**

*The vibrators are powered by powerpack or directly by hydraulic system of crane or excavator.*





## PVE RANGE EQUIPMENT

Standard frequency units	24VM	20VM	16VM	2312VM
	ECCENTRIC MOMENT	0-24 kgm	0-19 kgm	0-13 kgm
MAX FREQUENCY	0-2300 T/min	0-2300 T/min	0-2300 T/min	0-2300 T/min
MAX CENTRIFUGAL	0-1400 kn	0-1100 kn	0-928 kn	0-700 kn
LINE PULL MAX CAPACITY	400 kn	240 kn	240 kn	250 kn
TOTAL WEIGHT*	5960 kg	3650 kg	3560 kg	2390 kg
DYNAMIC WEIGHT*	3500 kg	2550 kg	2460 kg	1450 kg
MAX AMPLITUDE*	0-14 mm	0-15 m	0-13 mm	0-17 mm
L X W X H mm*	1967x740x2445	1849x637x2008	1849x637x2008	1559x674x1589
POWER UNITS	500	500	480	300

High frequency vibrators with variable moments	2070VM	2350VM	2332VM	40VM	28VM
	ECCENTRIC MOMENT	0-70 kgm	0-50 kgm	0-32 kgm	0-40 kgm
MAX FREQUENCY	0-2000 T/min	0-2300 T/min	0-2300 T/min	0-2000 T/min	0-2300 T/min
MAX CENTRIFUGAL	0-3070 kn	0-2900 kn	0-1856 kn	0-1755 kn	0-1600 kn
LINE PULL MAX CAPACITY	800 kn	800 kn	500 kn	400 kn	400 kn
TOTAL WEIGHT*	10200 kg	10000 kg	6750 kg	6760 kg	5900 kg
DYNAMIC WEIGHT*	6800 kg	6600 kg	4300 kg	4300 kg	3900 kg
MAX AMPLITUDE*	0-21 mm	0-15 mm	0-15 mm	0-19 mm	0-14 mm
L X W X H mm*	2883x985x2835	2883x985x2835	2384x825x2352	2622x709x2690	2333x785x2427
POWER UNITS	1600	1400	800	800	600

Standard frequency units	52M	38M	25M
	ECCENTRIC MOMENT	52 kgm	38 kgm
MAX FREQUENCY	1700 T/min	1700 T/min	1700 T/min
MAX CENTRIFUGAL	1650 kn	1200 kn	856 kn
LINE PULL MAX CAPACITY	500 kn	400 kn	400 kn
TOTAL WEIGHT*	6850 kg	5400 kg	4980 kg
DYNAMIC WEIGHT*	4000 kg	3000 kg	2900 kg
MAX AMPLITUDE*	26 mm	25 mm	19 mm
L X W X H mm*	2790x748x2252	2452x662x2120	2390x661x1976
POWER UNITS	800	500	480

\* Sans pince



Next Vibro PVE range >>>

Standard frequency units	300M	200M	110M	82M	55M
ECCENTRIC MOMENT	286 kgm	200 kgm	110 kgm	81 kgm	54 kgm
MAX FREQUENCY	1400 T/min	1400 T/min	1350 T/min	1700 T/min	1700 T/min
MAX CENTRIFUGAL	6150 kn	4300 kn	2198 kn	2567 kn	1711 kn
LINE PULL MAX CAPACITY	4000 kn	1800 kn	800/1200 kn	800 kn	800 kn
TOTAL WEIGHT*	44000 kg	30000 kg	12000/13500 kg	7900 kg	5700 kg
DYNAMIC WEIGHT*	27250 kg	21000 kg	7000 kg	5400 kg	3580 kg
MAX AMPLITUDE*	21 mm	19 mm	31 mm	30 mm	30 mm
L X W X H mm*	5034x1800x4295	3856x1600x3405	3235x1088x2565/3065	2662x721x2427	2642x678x1939
POWER UNITS	2800	1600	1000	900	600



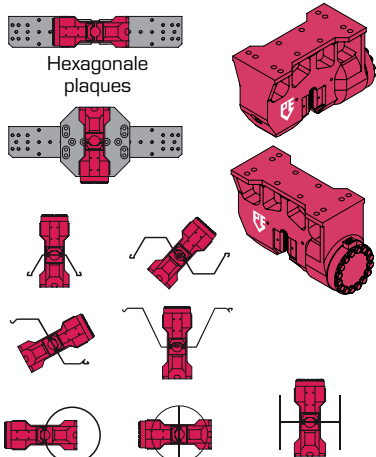
\* Without clamps

Power units	3200	2800	1600	1400	1000	900
DIESEL ENGINE	4 X Volvo	4 X Volvo	2 X Volvo	2 X Volvo	2 X Volvo	Volvo
POWER	2260/3072 kW/HP	1796/2444 kW/HP	1130/1536 kW/HP	898/1222 kW/HP	790/1074 kW/HP	565/768 kW/HP
FLOW	3200 L/min	2800 L/min	1600 L/min	1400 L/min	1000 L/min	900 L/min
PRESSURE	350 bar	350 bar	350 bar	350 bar	350 bar	350 bar
WEIGHT	31000 kg	25000 kg	16500 kg	13100 kg	11000 kg	9700 kg
L X W X H mm	9075x2500x2693	9075x2500x2533	5820x2500x2530	5074x2340x2490	5074x2340x2346	5060x1800x2345

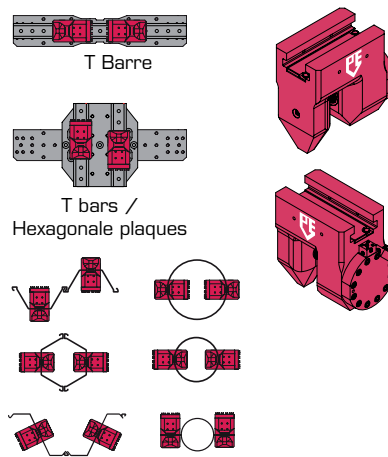
Power units	800	680	600	500	480	300
DIESEL ENGINE	Volvo	Volvo	Caterpillar	Volvo	Volvo	Volvo
POWER	565/768 kW/HP	449/611 kW/HP	403/548 kW/HP	395/537 kW/HP	335/456 kW/HP	252/343 kW/HP
FLOW	800 L/min	680 L/min	670 L/min	500 L/min	480 L/min	342 L/min
PRESSURE	350 bar	350 bar	350 bar	350 bar	350 bar	350 bar
WEIGHT	8500 kg	6500 kg	7600 kg	5800 kg	5500 kg	4300 kg
L X W X H mm	4820x1800x2345	4740x1650x2075	4500x1740x2250	4325x1650x2075	4325x1650x2075	3673x1500x1800

## PVE CLAMPS SYSTEM

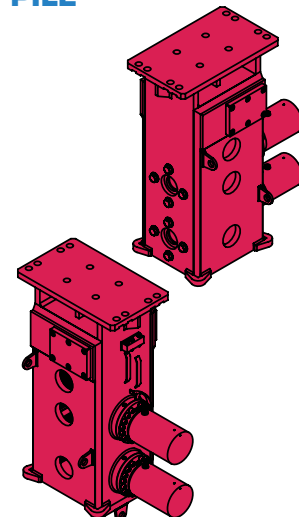
### CLAMPS FOR SHEET PILES AND H BEAM



### FOR TUBES, SINGLE OR DOUBLE SHEET PILES BOX PILE

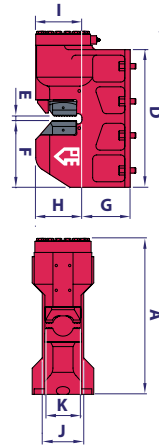


### PILE



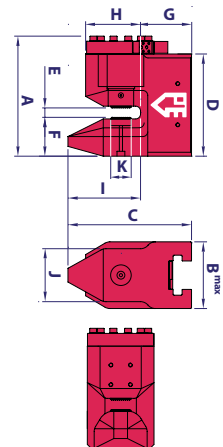
## SHEET PILE CLAMPS

Model	Force kN	Total Weight	A	B	C	D	E	F	G	H	I	J
85 T	850	600	850	330	500	850	34	310	205	295	310	240
110 T	1100	750	1048	450	590	850	34	350	265	325	310	270
130 T	1300	750	1015	450	590	850	34	350	265	325	310	270
150 T	1500	1270	1133	460	705	1000	32	483	360	345	310	270
200 TU	2000	1300	1143	360	1046	940	51	465	375	425	340	310
200 T	2000	2000	1130	530	920	1040	32	503	490	430	310	300
320 TU	3200	2500	1363	460	1079	1100	48	549	410	460	400	400
350 T	3500	2600	1240	540	940	1100	37	558	425	515	400	400



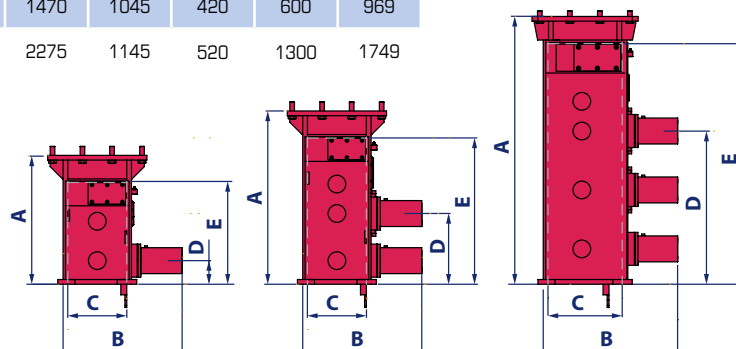
## TUBE CLAMPS

Model	Force kN	Total Weight	A	B <sub>max</sub>	C	D	E	F	G	H	I	J	K	Tube min Ø
55 T	550	310	500	320	450	420	35	136	250	200	200	270	95	280
80 T	800	500	587	340	630	521	51	198	260	280	370	270	105	400
100 T	1000	690	638	395	555	573	53	225	260	295	295	300	130	470
125 T	1250	900	681	400	647	585	48	258	347	300	300	372	150	540
150 T	1500	1300	798	420	750	665	57	303	420	330	330	330	180	635
175 T	1750	1300	798	420	750	665	57	303	420	330	330	330	180	635
200 TC	2000	1350	915	430	796	840	54	354	396	351	400	355	200	700



## PILE CLAMPS

Model	Force kN	Total Weight	A	B	C	D	E
60T40	600	1240	1130	1045	420	240	629
120T40	1200	1650	1470	1045	420	600	969
180T50	1800	2820	2275	1145	520	1300	1749





## DAWSON EXCAVATOR MOUNTED VIBRATORS



Dawson excavator mounted vibrators have been designed specifically to work in place of an excavator bucket to drive and extract piles. The pile can be lifted to vertical using the built-in lifting chain where it is then gripped tightly in a powerful hydraulic jaw. Once secured, the pile is then vibrated with high frequency vibrations so as to 'fluidise' the soil resisting the pile. Down-crowd force applied by the excavator boom, coupled with the self-weight of the pile and the vibrator, provides sufficient force to push the pile into the ground.

**NEW**  
HF with **VARIABLE**  
**MOMENT** available

Naturally, the process works in reverse for pile extraction. The equipment offers a highly productive and cost effective piling rig based around a standard, readily available excavator!



### PRINCIPAL ADVANTAGES

- ⋮ Compact, robust and reliable - no electrics !
- ⋮ Simple and fast attachment to excavator
- ⋮ Minimal height to maximise pile length
- ⋮ Slim design to drive single sheet piles
- ⋮ High power to weight ratio
- ⋮ Universal joint suspension for easy alignment of piles
- ⋮ Extremely low vibration transmitted to the excavator
- ⋮ Environmentally friendly - low noise/localised directional vibration
- ⋮ Automatic hydraulic clamp operation
- ⋮ Flexibility in application
- ⋮ Flow regulator prevents excessive oil supply to vibrator
- ⋮ Heavy saddles available for crane suspended models

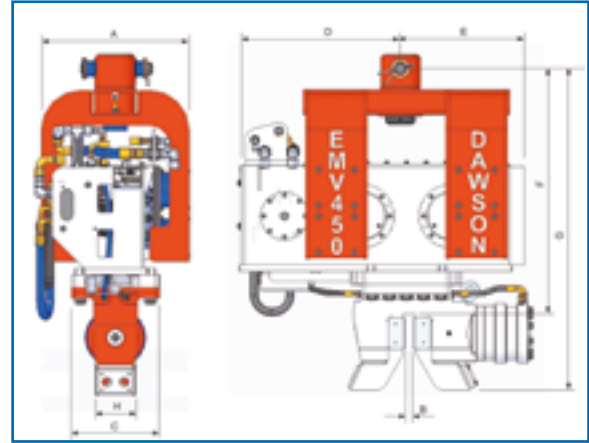


The choice of a vibrator being based on several parameters (length and type of profile, type of ground, etc. ...).

**We are at your disposal to advise you.**

They can be fitted with tubes clamp and wooden piles.

## EXCAVATOR MOUNTED VIBRATORS



Vibrator	Units	EMV 70	EMV220	EMV 300A	EMV 400	EMV 450	EMV 550
Eccentric moment	kg	0,7	3,24	4,6	6,2	6,9	8,3
Frequency	T/min.	3000	3000	2400	2460	2460	2500
Centrifugal force	kN	70	220	300	400	450	550
Amplitude	mm	3,4	12	14,7	14	12	13
Minimum required flow	l/min.	30	90	130	195	195	256
Maximum required flow	l/min.	120	250	250	350	350	400
Minimum req pressure	bar	240	280	240	240	270	280
Maximum required pressure	bar	350	350	350	350	350	350
Minimum hydro motor power	kW	12	42	52	80	88	120
Dynamic weight	kg	410	370	625	910	1008	1150
Total weight	kg	520	525	860	1175	1275	1500
Maximum profil weight	kg	800	800	800	1000	1000	1400
Max pull/push loading	kg	2800	7500	15000	15000	15000	15000
Typical excavator weight	Tonne	5 to 15	7 to 22	12 to 35	25 to 45	27 to 45	30 to 55
Dimensions in mm	A	360	445	615	615	615	750
	B	25	40	25	25	32	40
	C	250	150	250	220	230	230
	D	455	431	582	640	640	850
	E	340	431	429	510	510	560
	F	672	850	926	970	945	985
	G	942	1120	1200	1250	1250	1400
	H	150	130	150	150	180	195



## DAWSON HAMMERS

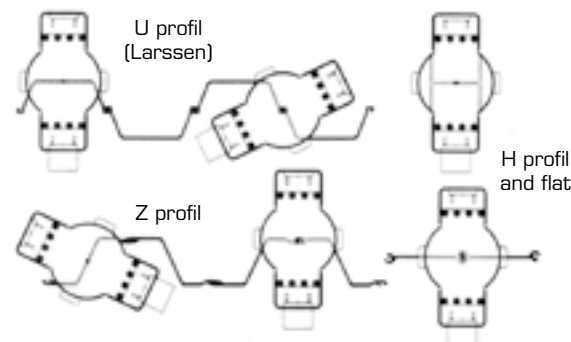


*Unrivalled production rates - rapid blow rates save time and money, shortening project duration.  
High energy transfer efficiency to the pile - smaller hammer out performs older more cumbersome equipment.  
For sheet piles, tubes, H beam etc...*



*They can be equipped by different guide system and clamps to be adapted to different type of profil.*

**Plan :** HPH1200, 1800, 2400  
How the hammer fits with standard leg inserts



## DAWSON POWER UNITS



Dawson power pack is fully self contained, including all oil and fuel reservoirs, prime mover and hydraulic circuitry. The power pack is designed to be directly connected to the working element of the system ; however it can be connected through further hydraulic valves to perform alternative operations with guidance from the manufacturer.

The power pack is designed to produce a fixed oil flow rate at a pre-set pressure to supply hydraulic piling hammers in various environments from hot summers in Kuwait to cold winters in Ontario.

The hammer can be also powered by Hydraulic Interface Control Module : Integrates the HPH Hydraulic Hammer range with a vast array of hydraulic power sources e.g. crawler, power pack with minimum installation effort.

Maximum flow input 400 l/min (107 gpmUS) - Maximum pressure input 350 bar (5,075 psi) - Unit requires a 24V/5A power supply



<<< Système Monitoring

Distributeur DAWSON >>>



Hammers	Units	HPH1200	HPH1800	HPH2400	HPH4500	HPH6500	HPH9000	HPH10000	HPH15K
Ram weight	kg	1040	1500	1900	3500	4650	8000	10000	12000
Impact velocity	m/s	4,76	4,99	4,98	5,05	5,25	5,0	5,0	5,0
Max. pile energy	kg.m/s	1200	1900	2400	4500	6500	10000	10000	15000
Mini. pile energy	kg.m/s	642	1000	978	1800	2500	4000	2700	4000
Blow rate	cpm	80-120	80-120	80-120	80-120	80-120	80-120	80-120	80-120
Lenght-lead mounted	mm	3800	3930	4430	4650	5350	6500	6500	6500
Lenght-free hanging	mm	4670 <sup>a</sup>	5050 <sup>a</sup>	5300 <sup>a</sup>	5597 <sup>*</sup>	6485 <sup>*</sup>	7500 <sup>*</sup>	7500 <sup>*</sup>	7500 <sup>*</sup>
Bady diameter	mm	406	470	520	650	750	750	900	1800
Weight-lead mounted	kg	3000	4250	6000	8500	10400	15000	17000	19000
Weight free hanging	kg	3000 <sup>a</sup>	4250 <sup>a</sup>	6000 <sup>a</sup>	10000 <sup>*</sup>	13500 <sup>*</sup>	23000 <sup>*</sup>	21000 <sup>*</sup>	27000 <sup>*</sup>

<sup>a</sup> for sheet piles

<sup>\*</sup> for tubes

Power units	Units	HPH1200	HPH1800	HPH2400	HPH4500	HPH6500	HPH9000	HPH10000	HPH15K
Engine power	kW	40	50	68	129	150	400	280	400
Pressure	bar	230	230	230	255	260	180	250	260
Flow	l/min	75	105	150	230	260	750	490	750
Dimensions	m	2,9x1,3x2,3	2,9x1,3x2,3	2,9x1,3x2,3	3,3x1,3x2,3	3,8x1,5x2,0	3,8x1,5x2,0	4x1,7x2	5,3x2,2x2,4
Weight	kg	3000	3000	3000	3200	4800	4800	7000	12000

### EXPLOITATION DES ETS A PAJOT

We reserve the right to amend specification at any time.



New model - MAP 1000 C

## PAJOT AIR HAMMERS

*Renowned all over the world, the coveted PAJOT automatic hammers offer highly effective piling capacity and very simple and economical maintenance !*

*They can drive sheet pile, tubes, H beam, etc...*



### PRINCIPAL ADVANTAGES

- ⋮ Longevity, easy handling, and low cost of use and maintenance
- ⋮ Compact size with the lowest weight
- ⋮ High blow rate and very high impact energy
- ⋮ Total control of energy and velocity
- ⋮ Piling in every type of ground : clay, marl, silt, schist
- ⋮ Equipement for piling all profile available
- ⋮ Powered by air compressor as is often used on jobsite for other tasks is a well know source of power to personnel (not provided)
- ⋮ Noise abatement covers are available for all hammers
- ⋮ Ecological lubrication by biodegradable oil

The choice of a vibrator being based on several parameters (length and type of profile, type of ground etc. ...).

**We are at your disposal to advise you.**

For all hammers, lubricator and hose, are provided.

## PAJOT AIR HAMMERS

PAJOT automatic hammers specifications, used for driving with pressure of 8 bar						Driving work which can be carried out with PAJOT hammers in a ground of an average consistence					
Model and weight of basic configuration without guide	Blow / min. max.	Compressor air flow required m <sup>3</sup> /min.	Impact energy by blow in Kg.m (at 8 bars)	Hose diameter	Approximate overall size	Sheet piles		Wooden piles square and round		Concrete piles	
						Width	Height of hold	Width	Height to hold	Width	Height of hold
26 kg	1600	1,5	/	25 mm	210x300 mm	/	/	ø max 132 mm	/	/	/
42 kg	1400	1,5	/	25 mm	230x310 mm	/	/	ø max 160 mm	/	/	/
115 kg	500	2,2	47	25 mm	970x136 x136 mm	200 to 400 mm	1 to 2 m	100 x 100 mm	2 m	/	/
160 kg	450	3	80	25 mm	990x160 x160 mm	200 to 400 mm	1 to 2 m	100 x 100 mm	2 m	/	/
300 kg	420	3,5	110	25 mm	1250x175 x175 mm	300 to 400 mm	2 to 3 m	Madriers de 100 x 200 mm	2 to 3 m	/	/
600 kg	300	7	242	40 mm	1300x270 x270 mm	300 to 400 mm	3 to 5 m	100 to 300 mm	3 to 5 m	150 x 150 mm	2 to 3 m
<b>1000 kg C</b>	<b>250</b>	<b>9</b>	<b>455</b>	<b>40 mm</b>	<b>1689x465 x465 mm</b>	<b>300 to 400 mm</b>	<b>6 to 8 m</b>	<b>100 to 440 mm</b>	<b>4 to 8 m</b>	<b>200 x 200 mm</b>	<b>4 to 6 m</b>
1 400 kg	240	11	700	40 mm	1600x390 x390 mm	300 to 400 mm	6 to 11 m	250 to 350 mm	6 to 9 m	200 x 200 mm	5 to 7 m
2 800 kg	190	20	1 600	50 mm	1900x500 x500 mm	The largest or by pair	11 to 15 m	350 mm	10 to 15 m	300 x 300 mm	8 to 12 m
3 600 kg	160	30	2 514	50 mm	2200x525 x525 mm	The largest or by pair	15 to 18 m	400 mm	15 to 18 m	350 x 350 mm	12 to 16 m
<b>4 200 kg C</b>	<b>140</b>	<b>33</b>	<b>3 600</b>	<b>50 mm</b>	<b>3368x650 x650 mm</b>	<b>Pair</b>	<b>20 m</b>	<b>800 mm</b>	<b>20 m</b>	<b>400 x 400 mm</b>	<b>20 m</b>



**NEW MAP 1000 C & 4 200 C**



**MAP 600, 1400, 2800 & 3600**



**MAP 600, 1400, 2800 & 3600**



**MAP 600**



**MAP 115, 160 & 300**



**MAP 115, 160 & 300**



**MAP 26 & 42**

## AVAILABLE GUIDES

Contact us for special guides

Tube, H beam, wooden pile guide

Standard guide

Adjustable pile guide

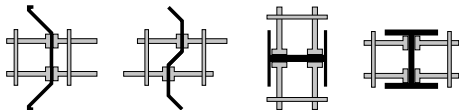
Under bridge guide

Standard guide

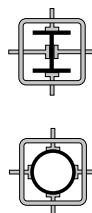
Driving frame installation guide

Pile guide

Standard guide :



Adjustable pile guide :



Noise abatement cover available for all hammers





## PAJOT 26 AND 42 PILE AND POST DRIVER

### SPECIFICATIONS

Approx. weight (kg) . . . . .	26
Required flow rate (l/mn) . . . . .	from 800 to 1500
Pressure (bar). . . . .	from 6,5 to 10
Blow rate (/mn) . . . . .	1600
Hammer height without rate (mn) . . . . .	157
Hammer width (mm) . . . . .	335

### PAJOT 26

### PAJOT 42

42
from 800 to 1500
from 6,5 to 10
1400
270
335

### GUIDES DIMENSIONS AVAILABLES

Rounded guide in mm* . . . . .	ø from 36 to 125	ø82 ø107 ø130 ø160
Squared guide in mm* . . . . .	from 23 to 112	80 - 110 - 140

\* Contact us for other dimensions



### FURTHER INFORMATION

#### Delivered with :

- ::::: 1 hoses of 2 metres  
ø 19 mm
- ::::: 1 control handle
- ::::: 1 guide to choose

**Post driver is easily operated by one man and is the perfect choice for driving all types of steel and wooden posts. Because it is so light in weight, the operator must pull down on the spring loaded handles to provide the correct weight for driving.**



**Delivered with his transport box >>**

## PAJOT 115, 160 ET 300 HAMMERS

SPECIFICATIONS	115	160	300
Appro. weight (Kg) . . . . .	115	160	300
Impact energy /blow (Kg.m) . . . . .	47	80	110
Blow rate/minute . . . . .	500	450	420
Ram weight (Kg) . . . . .	7,5	12	17
Stroke (mm) . . . . .	240	230	220
Pressure (bar). . . . .	7	7	8
Air required flow rate m <sup>3</sup> /minute . . . . .	2,5	3	3,5
Hose diameter (mm) . . . . .	25	25	25
DIMENSIONS	115	160	300
Body (mm) . . . . .	136	160	175
Lenght with STANDARD guide (mm) . . . . .	970	985	1250
Lenght with LONG guide (min) (picture). . . . .	1340	1340	1580



PAJOT HAMMERS  
160 on PAJOT  
GUARDRAIL POST  
PILE DRIVER  
PR108



### FURTHER INFORMATIONS

#### Perfect to drive :

- :::: Wooden piles
- :::: Small profil (tubes, H, square,...)
- :::: Slim sheet piles
- :::: Guardrail post

These hammers can be fitted with square or rectangular anvil or profiled for U and C100/125, I 80/100 and DE2+

They can be used on free handling, on leader or on driving frame.

**Many guides available  
Contact us !**

## PAJOT 600 HAMMER

### SPECIFICATIONS

Approx. weight (without guide) . . . . .	600 kg
Approx. weight (with standard guide) . . . . .	850 kg
Impact energy at 8 bar . . . . .	242 kg.m
Blow rate . . . . .	300 BPM
Air required flow rate . . . . .	7 000 l./minute
Hose diameter . . . . .	40 mm

#### This hammer can be fitted with :

- ☑ 1 rectangular anvil
- ☑ 1 square anvil
- ☑ Under water job set-up



### FURTHER INFORMATIONS

**Maximum practical load able to be exerted on a pile : 9 t.**

#### Work capacity in an average ground :

- ☑ 400 mm single **sheet pile**,  
3 à 5 meters in ground
- ☑ **Pointing closed tubes** diam.  
114 mm, 20 à 25 meters in ground
- ☑ **Open tubes** diam. 300 mm,  
5 à 6 meters in ground



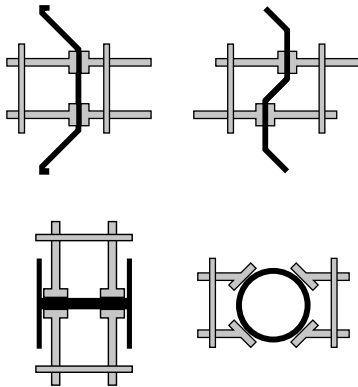


## PAJOT 600 HAMMER

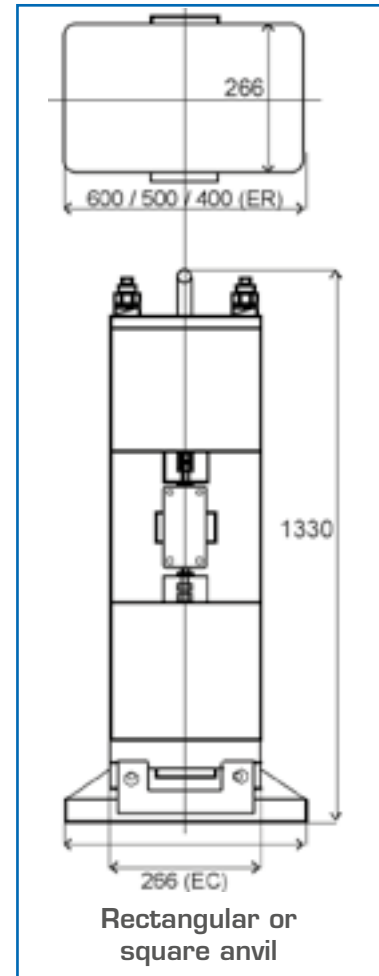
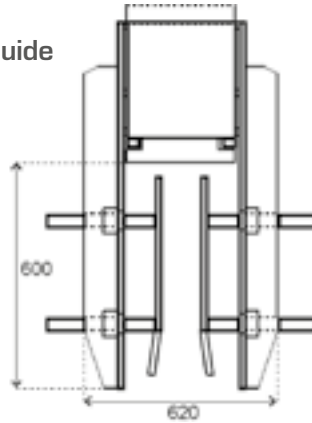
### EQUIPMENTS

Specials guides on request, contact us

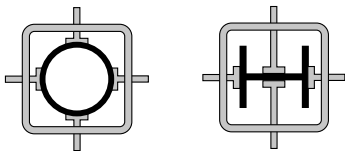
Adjustable standard guide :



Adjustable standard guide for sheet piles or H from 240 mm inside

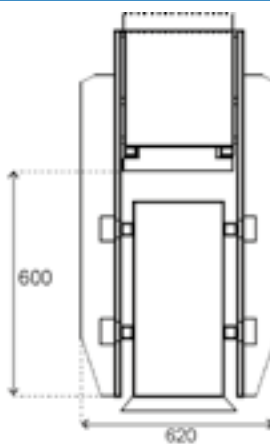


New adjustable pile guide :



Standard pile guide for max 210 mm

New model adjustable from 100 to 260 mm



Noise abatement cover available for all hammers





## NEW CYLINDRIQUE HAMMER PAJOT 1 000 C, 4 200 C

### SPECIFICATIONS.....1 000 C

Approx. weight (without guide) . . . . .	1 000 kg
Approx. weight (with can) . . . . .	1 265 kg
Impact energy at 8 bar . . . . .	455 kg.m
Blow rate . . . . .	250 BPM
Air required flow rate . . . . .	9 000 l./minute
Hose diameter . . . . .	40 mm

### 4 200 C

4 273 kg
7 000 kg
3 600 kg.m
140 BPM
33 000 l./m
40 mm

#### This hammer can be fitted with :

- ⋮ 1 tube guide up to Ø 440 mm (for 1 000 C)  
Ø 1 220 mm (for 4 200 C)
- ⋮ 1 sheet pile guide (single or double)
- ⋮ Under water job set-up

**PATENT IN PROGRESS**

### SPECIFIC BENEFITS OF THE NEW "C" HAMMERS

- ⋮ Less parts breakage risk
- ⋮ Less troubles and maintenance task
- ⋮ Reducing wear parts consumption
- ⋮ Easier breakdown diagnostic
- ⋮ More reliable and robust set-up
- ⋮ Easier guide system adaptable to all type of profil  
(tube, H beam, double and single sheet pile, etc...)
- ⋮ Manufacturing time reduced





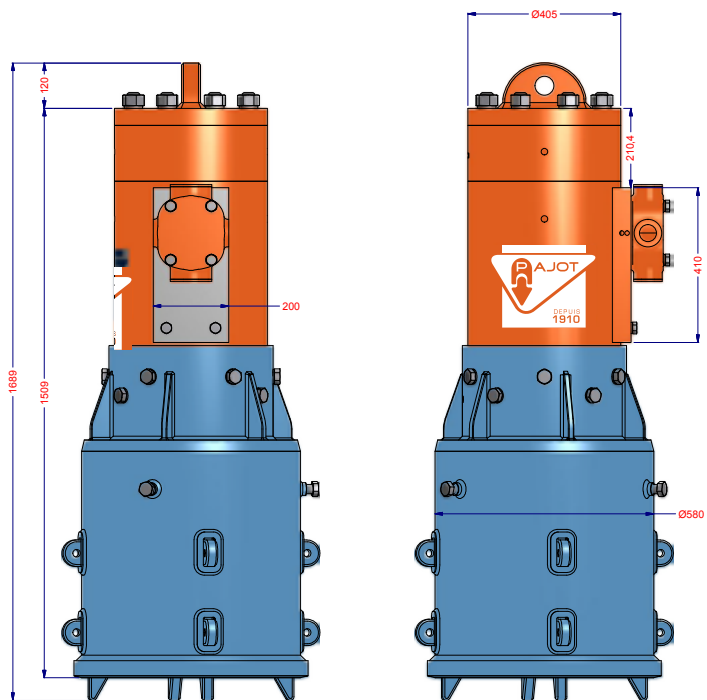
## NEW CYLINDRIQUE HAMMER PAJOT 1000 C, 4 200 C

### FURTHER INFORMATIONS FOR PAJOT 1 000 C

**Maximum practical load able to be exerted on a pile :** 15 tons.

**Work capacity in an average ground :**

- ▣▣▣ 400 mm single **sheet pile**, 6 to 8 meters in ground and 5 meters double sheet piles
- ▣▣▣ **Pointing closed tubes** diam. 250 mm, 16 meters in ground
- ▣▣▣ **Open tubes** diam. 350 mm, 8 meters in ground

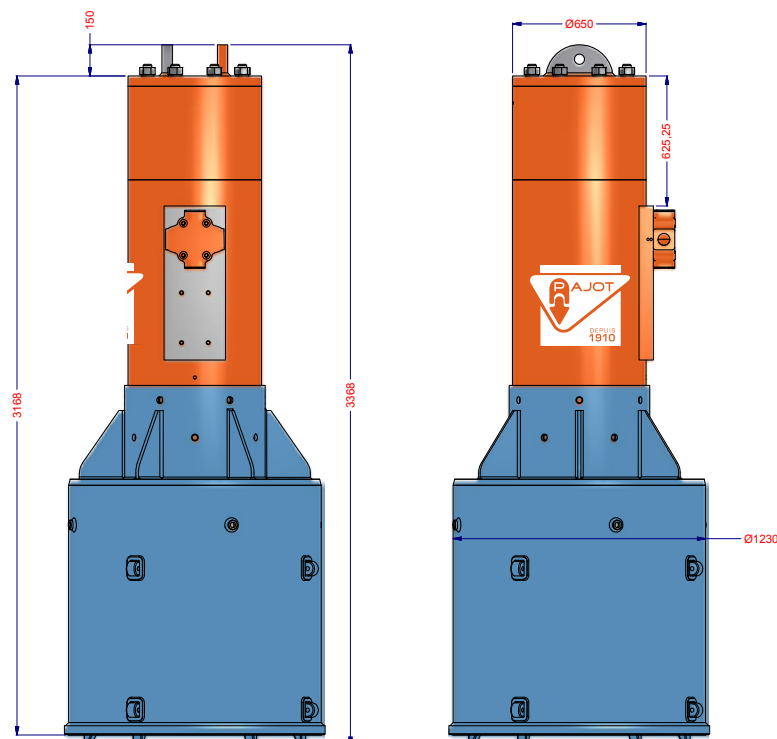


### FURTHER INFORMATIONS FOR PAJOT 4 200 C

**Maximum practical load able to be exerted on a pile :** 150 tons.

**Work capacity in an average ground :**

- ▣▣▣ **Sheet pile**, 20 meters double sheet piles
- ▣▣▣ **Pointing closed tubes** diam. 350 mm, 16 meters in ground
- ▣▣▣ **Open tubes** diam. 800 mm, 15 meters in ground



## PAJOT 1400 HAMMER

### SPECIFICATIONS

Approx. weight (without guide) . . . . .	1 400 kg
Approx. weight (with standard guide) . . . . .	2 000 kg
Impact energy at 8 bars . . . . .	700 kg.m
Blow rate . . . . .	240 BPM
Air required flow rate . . . . .	11 000 l./minute
Hose diameter . . . . .	40 mm

#### This hammer can be fitted with :

- ▣▣▣ 1 rectangular anvil
- ▣▣▣ 1 square anvil
- ▣▣▣ Under water job



### FURTHER INFORMATIONS - - -

**Maximum practical load able to be exerted on a pile : 26 t.**

#### Work capacity in an average ground :

- ▣▣▣ 400 mm single **sheet pile**,  
10 à 11 meters in ground  
(8 meters for double sheet piles)
- ▣▣▣ **Pointing closed tubes** diam.  
250 mm, 20 meters in ground
- ▣▣▣ **Open tubes** diam. 350 mm,  
11 meters in ground

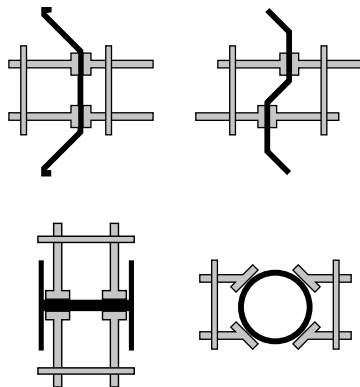


## PAJOT 1400 HAMMERS

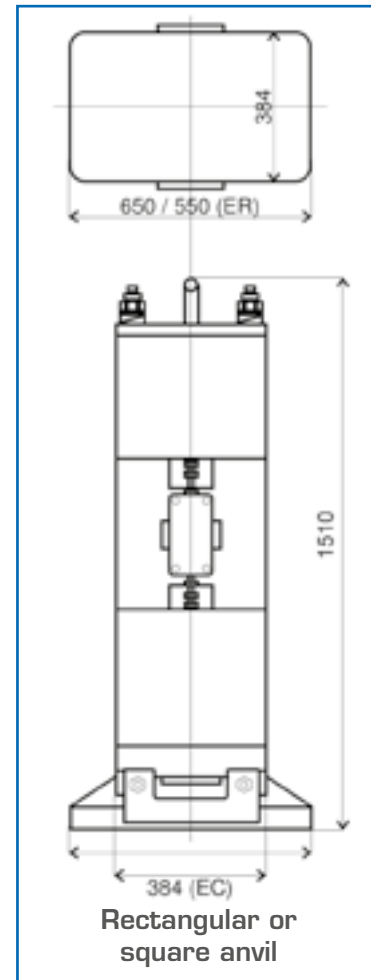
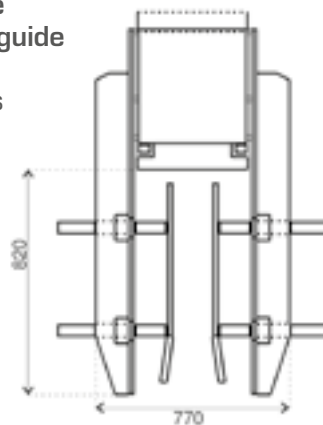
### EQUIPMENTS

Specials guides on request, contact us

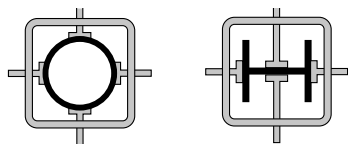
Adjustable standard guide :



Adjustable standard guide for sheet piles or H from 240 mm inside

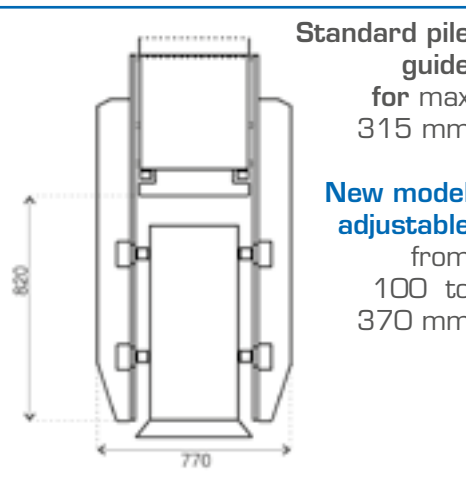


New adjustable pile guide :



Standard pile guide for max 315 mm

New model adjustable from 100 to 370 mm



Noise abatement cover available for all hammers



## PAJOT 2800 HAMMER

### SPECIFICATIONS

Approx. weight (without guide) . . . . .	2 800 kg
Approx. weight (with standard guide) . . . . .	3 800 kg
Impact energy at 8 bars . . . . .	1 600 kg.m
Blow rate . . . . .	190 BPM
Air required flow rate . . . . .	20 000 to 25 000 l./minute
Hose diameter . . . . .	50 mm

#### This hammer can be fitted with :

- ▣▣▣ 1 rectangular anvil
- ▣▣▣ 1 square anvil
- ▣▣▣ Under water job set-up



### FURTHER INFORMATIONS

**Maximum practical load able to be exerted on a pile : 56 t.**

**Work capacity in an average ground :**

- ▣▣▣ **Double sheet piles,**  
15 meters in ground
- ▣▣▣ **Open tubes diam. 350 mm,**  
15 meters in ground

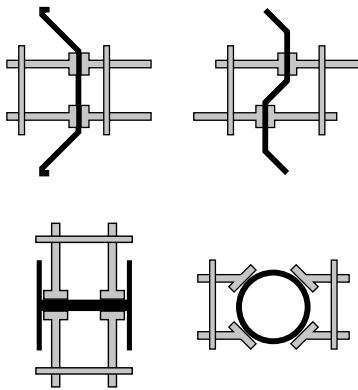


## PAJOT 2800 HAMMERS

### EQUIPMENTS

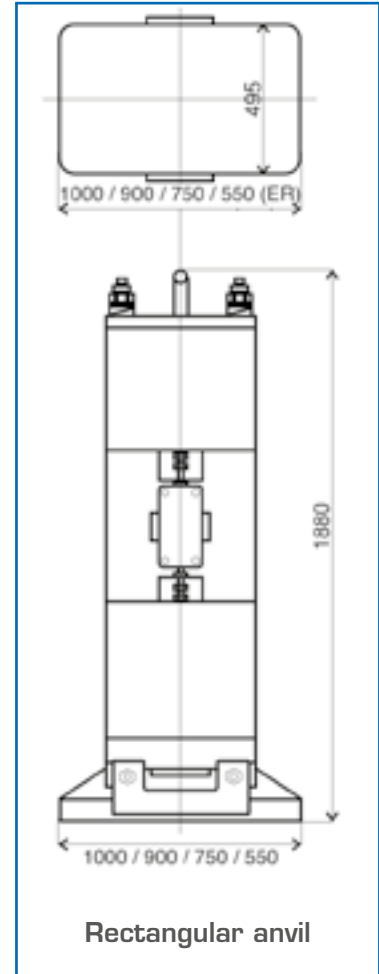
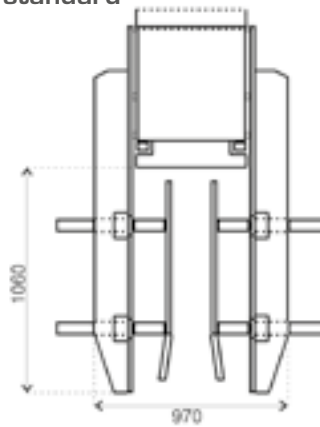
Specials guides on request, contact us

Adjustable standard guide :



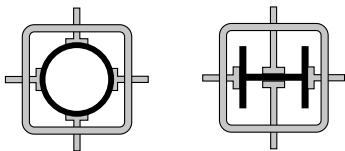
**Adjustable standard**

guide for small width sheet pile 600 mm and double sheet pile or H from 260 mm inside.



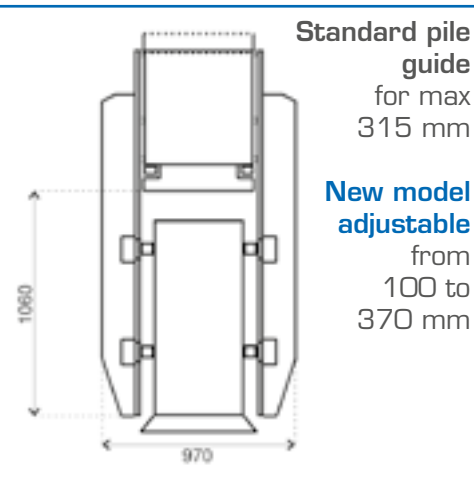
Rectangular anvil

New adjustable pile guide :



**Standard pile guide** for max 315 mm

**New model adjustable** from 100 to 370 mm



Noise abatement cover available for all hammers



## PAJOT 3600 HAMMERS

### SPECIFICATIONS

Approx. weight (without guide) . . . . .	3 600 kg
Approx. weight (with standard guide) . . . . .	4 700 kg
Impact energy at 8 bars . . . . .	2 514 kg.m
Blow rate . . . . .	160 BPM
Air required flow rate . . . . .	25 000 to 30 000 l./minute
Hose diameter . . . . .	50 mm

**This hammer can be fitted with :**

- :::: 1 rectangular anvil
- :::: 1 square anvil
- :::: Under water job set-up



### FURTHER INFORMATIONS

**Maximum practical load able to be exerted on a pile : 95 t.**

**Work capacity in an average ground :**

::::: **Double sheet piles,**  
18 to 20 meters in ground

::::: **Open tubes diam. 350 mm,**  
18 meters in ground

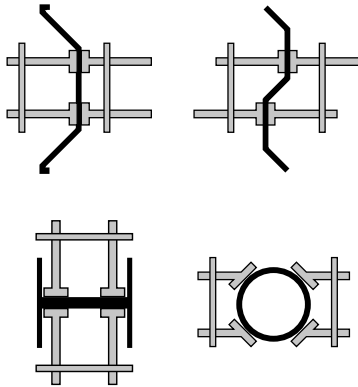


## PAJOT 3600 HAMMERS

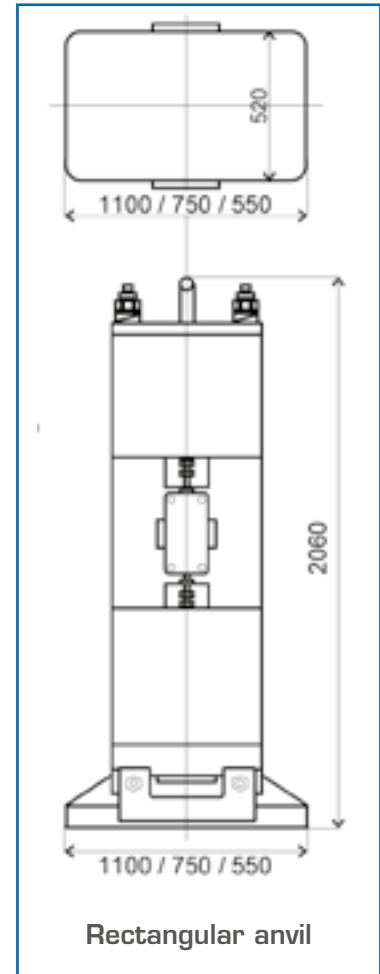
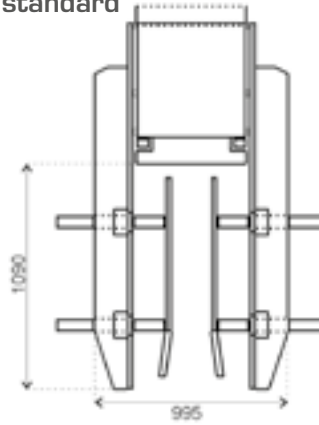
### EQUIPMENTS

Specials guides on request, contact us

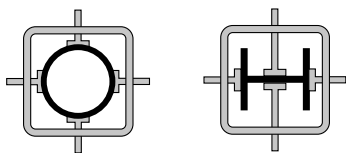
Adjustable standard guide :



**Adjustable standard guide** for small width sheet pile 600 mm and double sheet pile or H from 260 mm inside.

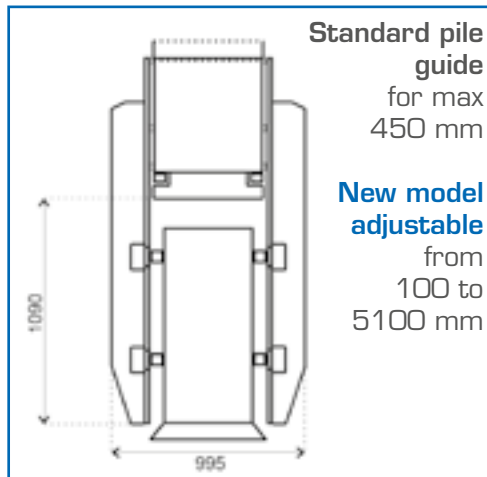


New adjustable pile guide :



**Standard pile guide** for max 450 mm

**New model adjustable** from 100 to 5100 mm




Contact us for special guide of tubes  $\varnothing$  500 to 900 mm (special guide with spreader plate).

**Noise abatement cover** available for all hammers





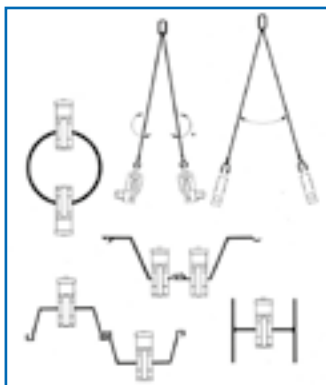
## REMOTE RELEASE SHACKLES EGRS



The shackles has been developed specially for steel sheet piling, tubes and H beam.

Its purpose is to enable steel piles to be lifted into position and when held securely in temporary guides the shackles can be released quickly and safely. It avoid the costly delay and inherent hazards of putting a man up to the release position.

*It is also possible to snap the closure axis thanks to a distance outbreak kit, sold separately. This kit allows to take the snatched sheet piles to lay them down.*




### SECURITY

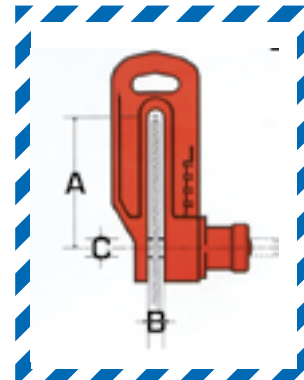
Horizontal lifting  
CMU x 50%



SECURITY  
Vertical lifting  
CMU x 100%



TYPE	CMU tonne	TACKLING THICKNESS max. in mm - B	Maxi. distance handling hole in mm - A	Mini Ø handling hole - in mm - C	Weight /kg
LZ 1.0 (WIMAG)	1	4	200	20	4
DZ 3.0 (WIMAG)	3	10	250	20	15
TCP 3.0 (YALE)	3	24	190	25	18
EGRS 150/4T	4	30	150	22	18
EGRS 150/7.5T	7.5	30	150	27	18
EGRS 150/10T	10	30	150	35	18
EGRS 250/7.5T	7.5	30	250	28	22
EGRS 250/10T	10	30	250	35	22



## ERRS EURO RATCHET RELEASE SHACKLES

for faster and safer pile pitching  
SWL : 3,5 à 40 tons

Contact us



## ERBS EURO RATCHET RELEASE SHACKLES

for H profil handling,  
SWL : 3 tons

Contact us



## LIFTING SHOE DAWSON

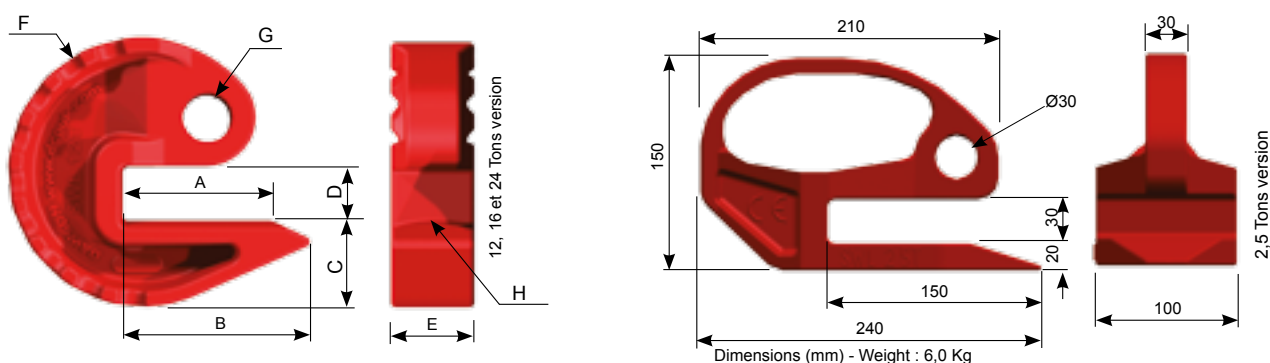


12 tons version



The DCP Lifting Shoe is purpose designed for handling structural sections of steel in workshops, stockyards and on construction sites. Shoes should be used in pairs on steel wire rope or chain slings or on a spreader beam.

Exist in 2,5t, 12t, 16t or 24 tons.



MODEL	Dimensions								Weight Kg
	A	B	C	D	E	F	G	H	
2,5 Tons	120	150	20	30	100	/	30	/	6
12 Tons	140	175	80	50	80	R125	Ø45	R124	25
16 Tons	164	190	88	60	100	R143	Ø54	R305	38,5
24 Tons	235	260	122	80	120	187	Ø62	R305	67,5



## LIFTING SHOE DHATEC

The Dhatec lifting shoe is purpose designed for secured tube handling from 1.5 tons to 60 tons and still 60 mm stickness.

Contact us for further information



## LIFTING CLAMPS YALE

The lifting clamps THK auto-clasping is especial well-suited for horizontal transport of thin plates (thickness from 25 to 60 mm and weight from 0,75 to 9 tons) that have a tendency to sag.

Contact us for further information





## UNIVERSAL SHEET PILE THREADER DAWSON



*One size fits all !  
For rapid sheet pile interlocking works in all weather conditions, even poor ! An exceptionally productive and safe working method save time, money and lives.*

## SHEET PILE THREADER PAJOT

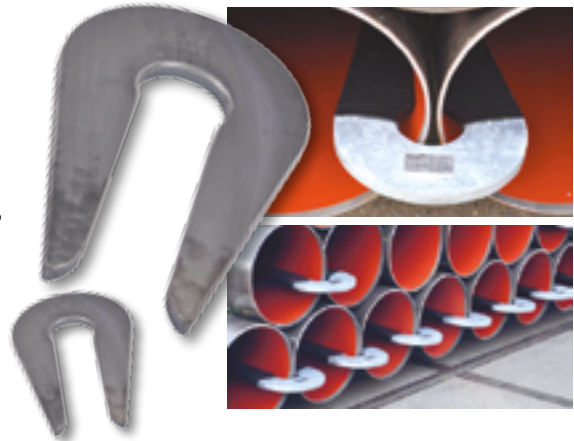
*The PAJOT sheet pile threading system are designed to insert sheet piles into one another easily to form a curtain wall, whatever the weather. They dispense with the need to post an operator at a height of several meters. The system is risk-free and easy to set up from the ground. Engagement entails simply pulling on a rope. The threading system fits every profile, by simply, changing one part.*



## TUBE CLAMPS DHATEC

*The tube clamps Dhatec are an ideal solution to secure a tube storage on your yard or your jobsites.*


*Maximum load : 40 kN  
Security factor : 2  
Weight : 12kg*



## TUBE SUPPORT DHATEC

*The tube support Dhatec secure your tubes storage and transport. The maxi tube diameter is 2 575 mm.*





## AIR GUARDRAIL POST PILE DRIVER PAJOT SPR 108




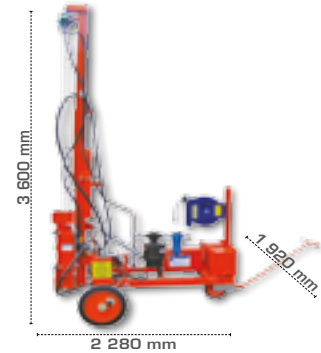
### MAIN ADVANTAGES

- ⋮ Verticalness adjusting in three dimensions
- ⋮ Articulated leader jacking system which the lifting can be made by 1 man
- ⋮ 500 mm wheels, mounted on bearings ball (fuse goes up on bearing ball) special tire for rolling without effort guardrails, even those of type A
- ⋮ **Pneumatic equipment** : Air line with valve, 1" line lubricator with water decantor and exit for tool's
- ⋮ **Compressed air pulley block with** air progressive remote control with emergency system, within reach of driver's hand, lifting 500 kg
- ⋮ **1 translation engine** with air progressive advancing and a blocking engine in the two ways (security, to shut off air and the brake stay blocked)
- ⋮ 1 Level indicator, 1 tool's box and one hand break (pneumatic in option)



### SPECIFICATIONS

Total weight without hammer : ..... 850 kg  
 Max. height under PAJOT  
 AIR HAMMER 300 : ..... 2350 mm  
 Leader stroke : ..... 1150 mm  
 Leader adjust in 3 dimensions  
 Designed for PAJOT AIR HAMMER 115,  
 160, 270 et 300 kg



### OPTIONS

- 8 liters **lubrificator tank**
- Progressive remote control** on moving motor
- Leader stroke** > 1200 mm  
*Contact us*
- Hose derouler** 10, 15 ou 20 meters

HAMMER to fit on SPR 108	115	160	270	300
Energy (kgm/coup)	47	80	96	110
Flow needed (m <sup>3</sup> /min.)	2,2	3	3,5	3,5
Blow/min.	500	450	400	420
Body dimensions in mm	970 x 136 x 136	990 x 160 x 160	1050 x 200 x 200	1250 x 175 x 175
Hose diameter in mm	25	25	25	25

## EXTRACTOR PZ 130

*PZ 130 has been especially designed for the extraction of safety barrier posts. Due to its high number of blows of approx. 950 b/min it is extremely careful to cranes at maximum extraction speed.*

*The closed construction type assures safe handling as well as high weathering resistance.*

*This extractor is fitted with special reinforced PAJOT clamp.*



### SPECIFICATIONS

Total weight with clamp . . . . .	120 kg
Blow rate . . . . .	950/min
Energie by blow . . . . .	33 kg/m
Pre-tension . . . . .	1 to 3 T
Air flow required . . . . .	3,5 m <sup>3</sup> /min
Hoses diameter . . . . .	25 mm
Total lenght with clamp . . . . .	950 mm



WWW.PAJOT.COM

A FAMILY story  
since more than  
one century...



...for its most  
customer satisfaction

*(100% of our client would recomande us\*)*

\*Study realised between novembre 2013 and July 2014 after customer order.



[WWW.PAJOT.COM](http://WWW.PAJOT.COM)



More informations on  
[WWW.PAJOT.COM](http://WWW.PAJOT.COM)

NEWS

TECHNICAL  
LITERATURE

PHOTOS

VIDEOS



DOWNLOADABLE  
DOCUMENTATIONS



### EXPLOITATION DES ETS A PAJOT

Z.I La Croix Cadeau  
33, rue Paul Langevin  
49240 AVRILLÉ - FRANCE  
Tél. : +33 (0)2 41 42 39 76  
Fax : +33 (0)2 41 42 39 80  
contact@pajot.com  
www.pajot.com



[WWW.PAJOT.COM](http://WWW.PAJOT.COM)

## EXPLOITATION DES ETS A PAJOT

Z.I La Croix Cadeau - 33, rue Paul Langevin - 49240 AVRILLÉ - FRANCE  
Tél. : +33 (0)2 41 42 39 76 - Fax : +33 (0)2 41 42 39 80  
[contact@pajot.com](mailto:contact@pajot.com) - [www.pajot.com](http://www.pajot.com)

*The information included in the brochure are not contractual.*